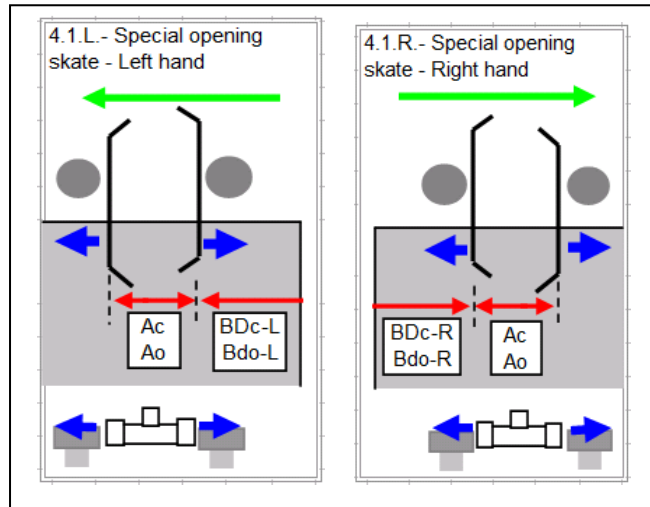


Modernizations identification skate type Annex

REUS 01 March 2013

1.- OPENING SKATE



Door models inside the category


Schindler QKS 8



Schindler QKS 9



Schindler QKS 11



Schindler Varidor 10



Selcom Hydra



Sematic 2000




Prisma Sinus 2



Prisma Linear 2




Express Cycloidal



Forsid



Forsid 2



Monitor



Sabim



Cenia Backard



Cosmet



Aljo



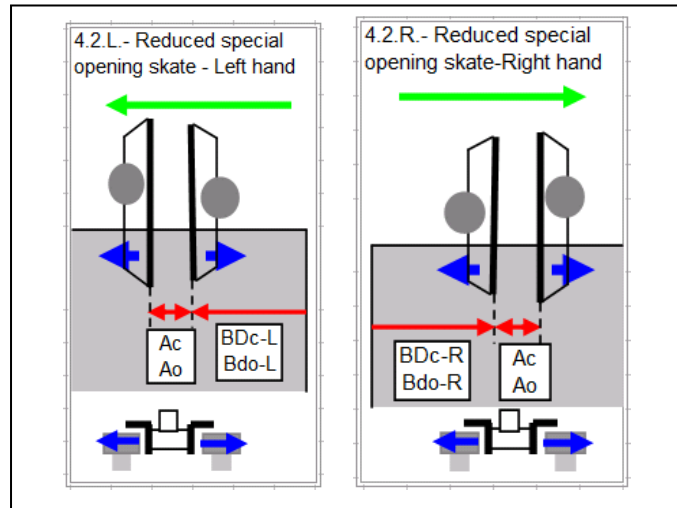
Dupar



Slycma Ecosil



2.- REDUCED OPENING SKATE



Door models inside the category

OTIS Prima



Thyssen Soretex M2Z



Otis Techna

Picture not available


Westinghouse E4A

Picture not available

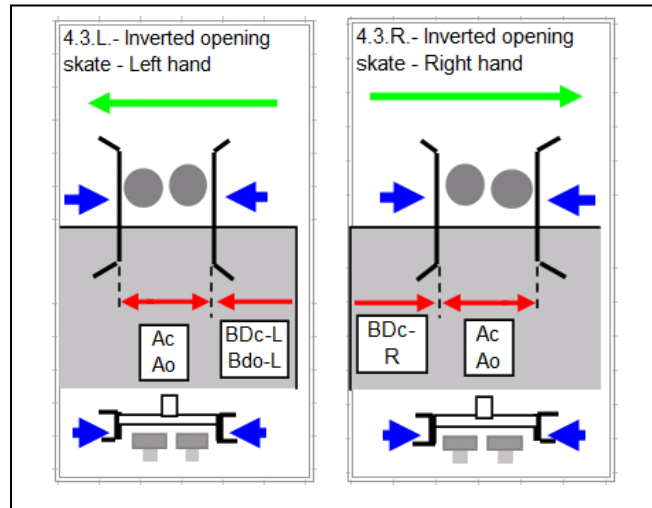
OTIS FAA



Thyssen D4



3.- INVERTED OPENING SKATE



Door models inside the category

Kone ADM/ADR



Kone ADC



Kone OAK

Picture not available

Kone ADX

Picture not available

Orona



Komepa



Fermator 35mm










GAL



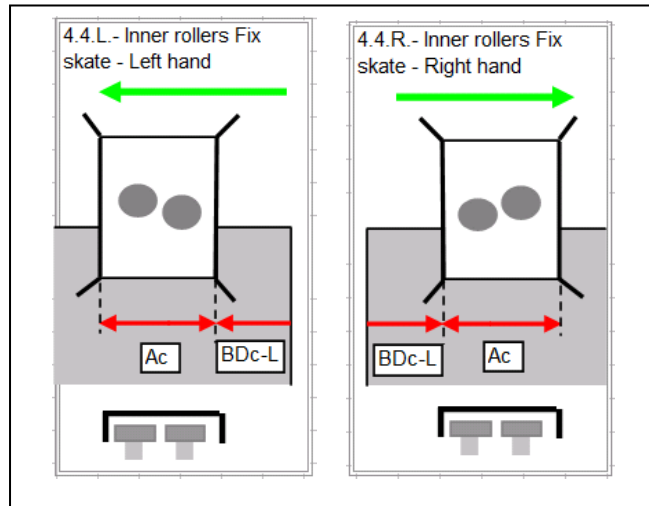
CCM Megazzo



Fiam



4.- FIX SKATE, INNER ROLLERS



Door models inside the category

Otis 9550 LM (Orly)



Otis 9550 Europa (Orly)



Otis 6970



IGV




Slyckma Dellerba



Fermator (70mm)



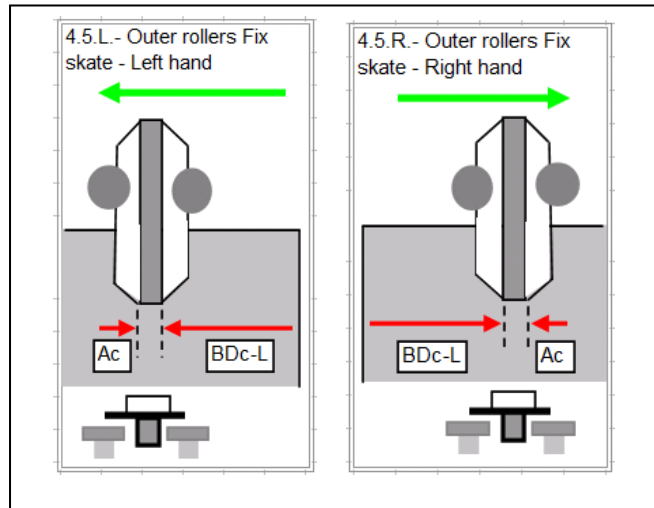
CMM



Schieleren



5.- FIX SKATE, OUTER ROLLERS



Door models inside the category

Thyssen Soretex



Schindler QKS M2




Fiam



Otis 7300

Picture not available

Cenia Pingon



Thyssen DC



AUTÜR



6.- NON COMMON SKATES

Fiam		