

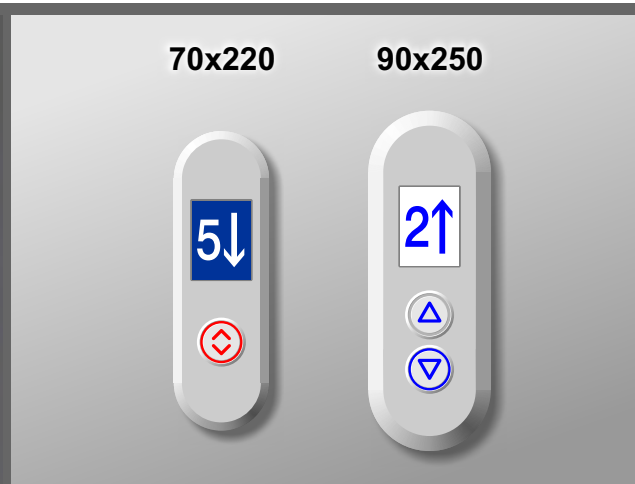


# Beetle



**Pulsantiere di cabina e piano a montaggio superficiale**  
**Car and hall surface mount fixtures**  
**Boîtes à boutons en saillie cabine et palières**  
**FK- und Aussentableaux mit frontaler Montage**  
**Botoneras de montaje frontal de cabina y de piso**

**Pulsantiere**  
**Control panels**  
**Boîte à boutons**  
**Tableaux**  
**Botoneras**



P\_beetle\_151118\_eu

- ✓ Pulsantiere di piano in acciaio imbutito • Stamped stainless steel landing operating panels available in stock • Boîtes à boutons palier en acier embouti • V2A tiefgezogene Etagentableaux • Botoneras de piso de acero embutido
- ✓ Pulsantiere di cabina con apertura a cerniere per manutenzione • Car operating panels with hinge opening for maintenance • Boîtes à boutons cabine ouverture à charnière pour entretien • Kabinentableaux mittels Schamnieröffnung für Wartung • Botoneras de cabina con apertura de bisagra para el mantenimiento
- ✓ Montaggio rapido senza viti in vista • Quick mounting with no visible screws • Montage rapide par vis non visibles • Schnellmontage ohne sichtbare Schrauben • Montaje rápido, sin tornillos a la vista

**DMG SpA**  
Via delle Monachelle 84/C  
00071 Pomezia  
Roma • Italia  
Tel. +39 06930251  
Fax +39 0693025240  
info@dmg.it  
www.dmg.it



# Beetle

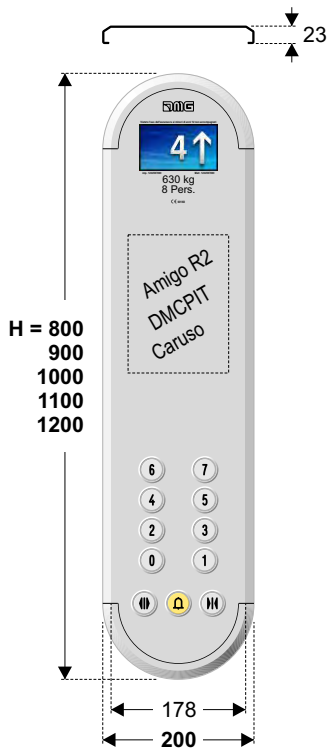
P\_beetle\_151118\_eu



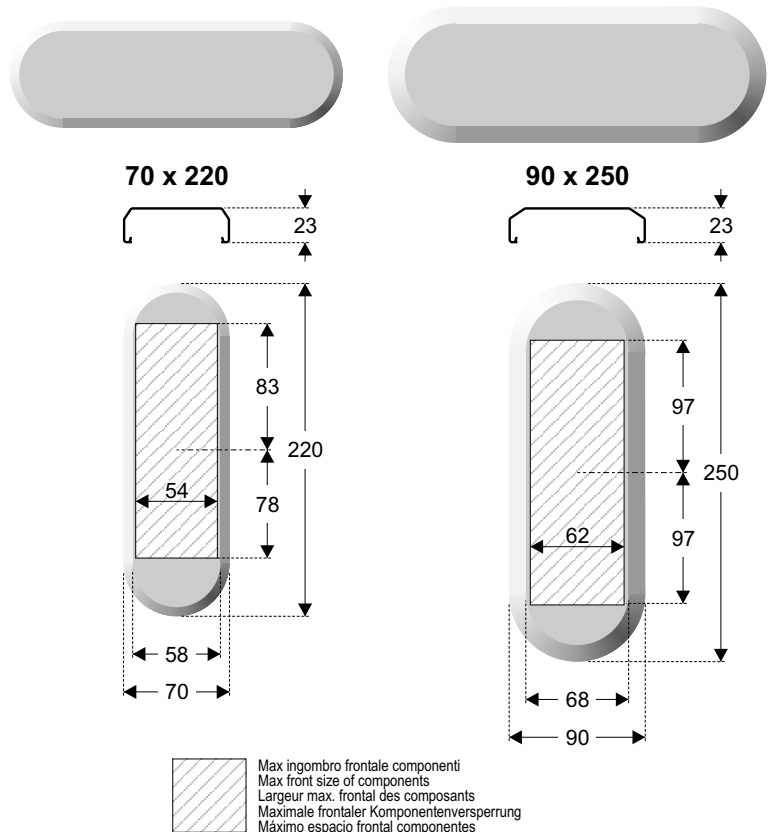
- IT** **CABINA:** piastra in acciaio inox scotch-brite 1,5mm con testate in ABS **Montaggio:** rapido senza viti in vista; apertura a cerniere per manutenzione.  
**PIANO:** piastra imbutita in acciaio inox 0,7mm **Montaggio:** ultra rapido senza viti in vista mediante supporto di ancoraggio a muro.
- EN** **CAR:** 1,5mm Scotch brite stainless steel panel with ABS endcaps **Mounting:** quick mounting without visible screws; hingeopening for maintenance.  
**FLOOR:** stamped 0,7mm stainless steel panel **Mounting:** Ultra fast mounting by wall anchorage with no visible screws.
- FR** **CABINE:** Plastron en acier inox scotch-brite 1,5mm avec embouts en ABS **Montage:** rapide par vis non visibles; ouverture charnière pour maintenance.  
**PALIER:** plastron en acier embouti épaisseur 0,7mm **Montage:** Montage super rapide sans vis par support d'ancrage à mur.
- DE** **KABINA:** V2A Frontplatte in gebürsteten Scotch-Brite 1,5mm mit Endstücke in ABS **Montage:** Schnellmontage ohne sichtbare Schrauben; Scharnier Öffnung.  
**ETAGE:** Frontplatte aus tiefgezogenem V2A von 0,7mm **Montage:** Super schnelle Montage ohne sichtbare Schrauben mittels Mauer-Stützenverankerung.
- ES** **CABINA:** chapa de acero inoxidable Scotch-Brite de 1,5mm y terminales de ABS **Montaje:** Rápida instalación sin tornillos a la vista.  
**PISO:** Botonera en acero embutido de espesor 0,7mm **Montaje:** Montaje muy rápido sin tornillos a la vista a través de soporte para la pared.

dimensions in MM

## Cabina / Car



## Piano / Floor



### Codici piastra (SENZA componenti) Faceplate codes (WITHOUT components)

#### Cabina / Car

	Predisposizione display Pre-cut for position indicator	
	Giotto 5,6"	Lagoon DZ3 Giotto 4,3"
H = 800 mm	PTB201800.DT5	PTB201800.D00
H = 900 mm	PTB201900.DT5	PTB201900.D00
H = 1000 mm	PTB201100.DT5	PTB201100.D00
H = 1100 mm	PTB201110.DT5	PTB201110.D00
H = 1200 mm	PTB201120.DT5	PTB201120.D00

#### Piano / Floor

70x220 PTB077220.H3000

90x250 PTB097250.H3000